



Channel Hookup

TCL LW - 3272022.lw6

3/27/2022
1:11 PM
Page 1 of 6

LD: MADELEINE REID

CHAN	POSITION	U#	INST TYPE & LOAD	ACCESS	PURPOSE	VW	COLOR & GOBO	DM
(1)	LX L	1	ALT 360Q 6X9 750W		SL VOM	4	L206+R132	
(3)	LX L	3	ALT 360Q 6X9 750W		SR SP.		L206+R132	
(11)	LX H	1	ALT 360Q 6X9 750W		USL CORNER	7	L206+R132	
(12)	LX H	2	ALT 360Q 6X9 750W		EDGE OF BOX SP.		L203+R132	
(13)	LX H	4	ALT 360Q 6X9 750W		EDGE OF BOX SP.		L206+R132	
(14)	LX H	5	ALT 360Q 6X9 750W		USR CORNER	11	L206+R132	
(21)	LX G	1	ETC SOURCE4 36DEG 575W		F/L	1	L206+R132	
(22)	LX G	3	ETC SOURCE4 50DEG 575W		F/L	2	L206+R132	
(23)	LX G	4	ETC SOURCE4 36DEG 575W		F/L	3	L206+R132	
(24)	LX K	1	ETC SOURCE4 50DEG 575W		F/L	4	L206+R132	
(25)	LX M	5	ETC SOURCE4 50DEG 575W		BOX F/L	5	L103+R132	
(26)	LX G	2	ETC SOURCE4 36DEG 575W	18" SIDE ARM	BOX F/L	5	L103+R132	
(27)	LX M	7	ETC SOURCE4 50DEG 575W		BOX F/L	5	L103+R132	
(28)	LX K	8	ETC SOURCE4 50DEG 575W		F/L	6	L103+R132+R119	
(29)	LX M	1	ETC SOURCE4 50DEG 575W		F/L	7	L103+R132	
(30)	LX M	3	ETC SOURCE4 50DEG 575W		F/L	8	L103+R132	
(31)	LX M	6	ETC SOURCE4 50DEG 575W		F/L	9	L103+R132	
(32)	LX M	9	ETC SOURCE4 36DEG 575W		F/L	10	L103+R132	



Channel Hookup

TCL LW - 3272022.lw6

3/27/2022
1:11 PM
Page 2 of 6

CHAN	POSITION	U#	INST TYPE & LOAD	ACCESS	PURPOSE	VW	COLOR & GOBO	DM
(33)	LX M	11	ETC SOURCE4 50DEG 575W		F/L	11	L103+R132	
(41)	LX 3	3	ETC SOURCE4 50DEG 575W		B/L	1	L203+R132	
(42)	LX L	2	ETC SOURCE4 50DEG 575W		B/L	2	L203+R132	
(43)	LX 4	5	ETC SOURCE4 50DEG 575W		B/L	3	L203+R132	
(45)	LX P	2	ETC SOURCE4 50DEG 575W		BOX B/L	5	L203+R132	
(46)	LX M	4	ETC SOURCE4 50DEG 575W		B/L	1. 1	L203+R132	
	LX P	1	"		"	4	"	
(47)	LX M	8	ETC SOURCE4 50DEG 575W		B/L	3. 1	L203+R132	
	LX P	3	"		"	6	"	
(49)	LX O	1	ETC SOURCE4 50DEG 575W		B/L	4. 1	L203+R132	
(50)	LX O	2	ETC SOURCE4 50DEG 575W		B/L	6. 1	L203+R132	
(51)	LX S	2	ETC SOURCE4 PAR WFL 575W		B/L	7	L203+R132	
	"	6	"		"	8	"	
(52)	LX S	9	ETC SOURCE4 PAR WFL 575W		B/L	9	L203+R132	
(53)	LX S	12	ETC SOURCE4 PAR WFL 575W		B/L	10	L203+R132	
	"	16	"		"	11	"	
(61)	LX K	3	ETC SOURCE4 PAR WFL 575W		DOWN	1	L201	
(62)	LX K	5	ETC SOURCE4 PAR WFL 575W		DOWN	2	L201	
(63)	LX K	6	ETC SOURCE4 PAR WFL 575W		DOWN	3	L201	



Channel Hookup

TCL LW - 3272022.lw6

3/27/2022
1:11 PM
Page 3 of 6

CHAN	POSITION	U#	INST TYPE & LOAD	ACCESS	PURPOSE	VW	COLOR & GOBO	DM
(64)	LX 3	2	ETC SOURCE4 PAR WFL 575W		DOWN	1. 1	L201	
(65)	LX 4	6	ETC SOURCE4 PAR WFL 575W		DOWN	3. 1	L201	
(66)	LX N	3	ETC SOURCE4 PAR WFL 575W		DOWN	4	L201	
(67)	LX N	5	ETC SOURCE4 PAR XWFL 750W		BOX DOWN	5	L201	
(68)	LX N	6	ETC SOURCE4 PAR WFL 575W		DOWN	6	L201	
(69)	LX S	1	ETC SOURCE4 PAR WFL 575W		DOWN	7	L201	
	"	4	"		"	"	"	
(70)	LX S	7	ETC SOURCE4 PAR WFL 575W		DOWN	8	L201	
(71)	LX S	10	ETC SOURCE4 PAR XWFL 750W		DOWN	9	L201	
(72)	LX S	13	ETC SOURCE4 PAR WFL 575W		DOWN	10	L201	
(73)	LX S	14	ETC SOURCE4 PAR WFL 575W		DOWN	11	L201	
	"	17	"		"	"	"	
(81)	LX K	2	ETC COLORSOURCE PAR WIDE ROUND 90W		LED DOWN	1	R132	
(82)	LX K	4	ETC COLORSOURCE PAR WIDE ROUND 90W		LED DOWN	2	R132	
(83)	LX K	7	ETC COLORSOURCE PAR WIDE ROUND 90W		LED DOWN	3	R132	
(84)	LX N	2	ETC COLORSOURCE PAR ROUND 90W		LED DOWN	4	R132	
(85)	LX N	4	ETC COLORSOURCE PAR WIDE ROUND 90W		BOX LED DOWN	5	R132	
(86)	LX N	7	ETC COLORSOURCE PAR ROUND 90W		LED DOWN	6	R132	



Channel Hookup

TCL LW - 3272022.lw6

3/27/2022
1:11 PM
Page 4 of 6

CHAN	POSITION	U#	INST TYPE & LOAD	ACCESS	PURPOSE	VW	COLOR & GOBO	DM
(90)	LX S	3	ETC COLORSOURCE PAR WIDE ROUND 90W		LED DOWN	7	R132	
(91)	LX S	5	ETC COLORSOURCE PAR WIDE ROUND 90W		LED DOWN	8	R132	
(92)	LX S	8	ETC COLORSOURCE PAR WIDE ROUND 90W		LED DOWN	9	R132	
(93)	LX S	11	ETC COLORSOURCE PAR WIDE ROUND 90W		LED DOWN	10	R132	
(94)	LX S	15	ETC COLORSOURCE PAR WIDE ROUND 90W		LED DOWN	11	R132	
(101)	LX J	1	ETC COLORSOURCE SPOT 50DEG 160W		BOX S/L>	5	R132	
(103)	LX P	1	ETC COLORSOURCE SPOT 50DEG 160W		BOX S/L>	5	R132	
(104)	LX P	3	ETC COLORSOURCE SPOT 50DEG 160W		BOX S/L>	5	R132	
(121)	LX 6	1	ETC COLORSOURCE SPOT 50DEG 160W		S/L>	2	R132	
(122)	LX 1	1	ETC COLORSOURCE SPOT 50DEG 160W		S/L <	2	R132	
(126)	LX T	4	ETC COLORSOURCE SPOT 50DEG 160W		LOGO SP.	9	R132	
(151)	BOOM 1 SL	3	ETC COLORSOURCE SPOT 50DEG 160W		SHELF SCRAPE		R132	
(152)	BOOM 1 SR	3	ETC COLORSOURCE SPOT 50DEG 160W		SHELF SCRAPE		R132	
(163)	BOOM 1 SL	2	ETC COLORSOURCE PAR WIDE ROUND 90W		SHELF SCRAPE		R132	
(164)	BOOM 1 SR	2	ETC COLORSOURCE PAR WIDE ROUND 90W		SHELF SCRAPE		R132	
(201)	BOOM 1 SL	1	ALT 360Q 6X9 750W		SHELF SCRAPE		R132	
(202)	BOOM 1 SR	1	ALT 360Q 6X9 750W		SHELF SCRAPE		R132	




Channel Hookup

TCL LW - 3272022.lw6

3/27/2022
1:11 PM
Page 5 of 6

CHAN	POSITION	U#	INST TYPE & LOAD	ACCESS	PURPOSE	VW	COLOR & GOBO	DM
(213)	BOOM 2 SL	3	ALT 360Q 6X9 750W		ALLY WAY LIGHT		R132	
(214)	BOOM 2 SR	3	ALT 360Q 6X9 750W		ALLY WAY LIGHT		R132	
(301)		1	ALT 360Q 6X9 750W	TOP HAT	SET TOP SL		L027+R132	
	LX E	"	"	18" SIDE ARM	SET DS		"	
	SR BALCONY	"	"	TOP HAT	SET TOP SR		"	
(400)	LX A	1	ETC SOURCE4 36DEG 575W				L203+R132	
	"	"	ROSCO I-CUE					
(401)	LX V	1	CHROMA-Q COLORFORCE II 48		US SCENIC/ HALLWAY WASH			
(402)	LX V	2	CHROMA-Q COLORFORCE II 48		US SCENIC/ HALLWAY WASH			
(403)	LX V	3	CHROMA-Q COLORFORCE II 48		US SCENIC/ HALLWAY WASH			
(404)	LX V	4	CHROMA-Q COLORFORCE II 48		US SCENIC/ HALLWAY WASH			
(421)			RGBW LED TAPE		BOX			
(422)			RGBW LED TAPE		CEILING			
(441)	LX N	1	ETC COLORSOURCE PAR ROUND 90W		CURTAIN WARMERS SL		R132	
(442)	LX H	3	ETC COLORSOURCE PAR ROUND 90W		CURTAIN WARMERS DS		R132	
(443)	LX N	8	ETC COLORSOURCE PAR ROUND 90W		CURTAIN WARMERS SR		R132	
(444)	LX Q	2	ETC COLORSOURCE PAR ROUND 90W		CURTAIN WARMERS US		R132	
(501)			6" LED RGBW TAPE		VASES		R115	
(502)			6" LED RGBW TAPE		VASES		R115	
(504)			6" LED RGBW TAPE		VASES		R115	




Channel Hookup

TCL LW - 3272022.lw6

3/27/2022
1:11 PM
Page 6 of 6

CHAN	POSITION	U#	INST TYPE & LOAD	ACCESS	PURPOSE	VW	COLOR & GOBO	DM
(505)			6" LED RGBW TAPE		VASES		R115	
(507)			6" LED RGBW TAPE		VASES		R115	



Instrument Schedule

TCL LW - 3272022.lw6


3/27/2022

1:11 PM

LD: MADELEINE REID

TABLE OF CONTENTS

LX T	1	BOOM 1 SL	7
LX V	1	BOOM 1 SR	7
LX J	1	LX E	7
LX H	1	LX Q	7
LX N	2	BOOM 2 SR	7
LX K	3	BOOM 2 SL	7
LX S	4	LX 4	8
LX L	5	LX 3	8
LX M	5	LX O	8
LX P	6	LX 1	8
LX 6	6	SR BALCONY	8
LX G	6	LX A	9



Instrument Schedule

TCL LW - 3272022.lw6

3/27/2022
1:11 PM
Page 1 of 10

LD: MADELEINE REID

LX T

U#	CH	INST TYPE &	ACCESS	PURPOSE	COLOR & GOBO	DM
4	(126)	ETC ColorSource Spot 50deg 160w		LOGO SP.	R132	

LX V

U#	CH	INST TYPE &	ACCESS	PURPOSE	COLOR & GOBO	DM
1	(401)	Chroma-Q Colorforce II 48		US SCENIC/ HALLWAY WASH		
2	(402)	Chroma-Q Colorforce II 48		US SCENIC/ HALLWAY WASH		
3	(403)	Chroma-Q Colorforce II 48		US SCENIC/ HALLWAY WASH		
4	(404)	Chroma-Q Colorforce II 48		US SCENIC/ HALLWAY WASH		

LX J

U#	CH	INST TYPE &	ACCESS	PURPOSE	COLOR & GOBO	DM
1	(101)	ETC ColorSource Spot 50deg 160w		BOX S/L>	R132	

LX H

U#	CH	INST TYPE &	ACCESS	PURPOSE	COLOR & GOBO	DM
1	(11)	Alt 360Q 6x9 750w		USL CORNER	L206+R132	
2	(12)	Alt 360Q 6x9 750w		EDGE OF BOX SP.	L203+R132	
3	(442)	ETC ColorSource PAR Round 90w		CURTAIN WARMERS DS	R132	
4	(13)	Alt 360Q 6x9 750w		EDGE OF BOX SP.	L206+R132	
5	(14)	Alt 360Q 6x9 750w		USR CORNER	L206+R132	



Instrument Schedule

TCL LW - 3272022.lw6

3/27/2022
1:11 PM
Page 2 of 10

LX N

U#	CH	INST TYPE &	ACCESS	PURPOSE	COLOR & GOBO	DM
1	(441)	ETC ColorSource PAR Round 90w		CURTAIN WARMERS SL	R132	
2	(84)	ETC ColorSource PAR Round 90w		LED DOWN	R132	
3	(66)	ETC Source4 PAR WFL 575w		DOWN	L201	
4	(85)	ETC ColorSource PAR Wide Round 90w		BOX LED DOWN	R132	
5	(67)	ETC Source4 PAR XWFL 750w		BOX DOWN	L201	
6	(68)	ETC Source4 PAR WFL 575w		DOWN	L201	
7	(86)	ETC ColorSource PAR Round 90w		LED DOWN	R132	
8	(443)	ETC ColorSource PAR Round 90w		CURTAIN WARMERS SR	R132	



Instrument Schedule

TCL LW - 3272022.lw6

3/27/2022
1:11 PM
Page 3 of 10

LX K

U#	CH	INST TYPE &	ACCESS	PURPOSE	COLOR & GOBO	DM
1	(24)	ETC Source4 50deg 575w		F/L	L206+R132	
2	(81)	ETC ColorSource PAR Wide Round 90w		LED DOWN	R132	
3	(61)	ETC Source4 PAR WFL 575w		DOWN	L201	
4	(82)	ETC ColorSource PAR Wide Round 90w		LED DOWN	R132	
5	(62)	ETC Source4 PAR WFL 575w		DOWN	L201	
6	(63)	ETC Source4 PAR WFL 575w		DOWN	L201	
7	(83)	ETC ColorSource PAR Wide Round 90w		LED DOWN	R132	
8	(28)	ETC Source4 50deg 575w		F/L	L103+R132+R119	




Instrument Schedule

TCL LW - 3272022.lw6

3/27/2022
1:11 PM
Page 4 of 10

LX S

U#	CH	INST TYPE &	ACCESS	PURPOSE	COLOR & GOBO	DM
1	(69)	ETC Source4 PAR WFL 575w		DOWN	L201	
2	(51)	ETC Source4 PAR WFL 575w		B/L	L203+R132	
3	(90)	ETC ColorSource PAR Wide Round 90w		LED DOWN	R132	
4	(69)	ETC Source4 PAR WFL 575w		DOWN	L201	
5	(91)	ETC ColorSource PAR Wide Round 90w		LED DOWN	R132	
6	(51)	ETC Source4 PAR WFL 575w		B/L	L203+R132	
7	(70)	ETC Source4 PAR WFL 575w		DOWN	L201	
8	(92)	ETC ColorSource PAR Wide Round 90w		LED DOWN	R132	
9	(52)	ETC Source4 PAR WFL 575w		B/L	L203+R132	
10	(71)	ETC Source4 PAR XWFL 750w		DOWN	L201	
11	(93)	ETC ColorSource PAR Wide Round 90w		LED DOWN	R132	
12	(53)	ETC Source4 PAR WFL 575w		B/L	L203+R132	
13	(72)	ETC Source4 PAR WFL 575w		DOWN	L201	
14	(73)	ETC Source4 PAR WFL 575w		DOWN	L201	
15	(94)	ETC ColorSource PAR Wide Round 90w		LED DOWN	R132	
16	(53)	ETC Source4 PAR WFL 575w		B/L	L203+R132	



Instrument Schedule

TCL LW - 3272022.lw6

3/27/2022
1:11 PM
Page 5 of 10

LX S

U#	CH	INST TYPE &	ACCESS	PURPOSE	COLOR & GOBO	DM
17	(73)	ETC Source4 PAR WFL 575w		DOWN	L201	

LX L

U#	CH	INST TYPE &	ACCESS	PURPOSE	COLOR & GOBO	DM
1	(1)	Alt 360Q 6x9 750w		SL VOM	L206+R132	
2	(42)	ETC Source4 50deg 575w		B/L	L203+R132	
3	(3)	Alt 360Q 6x9 750w		SR SP.	L206+R132	

LX M

U#	CH	INST TYPE &	ACCESS	PURPOSE	COLOR & GOBO	DM
1	(29)	ETC Source4 50deg 575w		F/L	L103+R132	
3	(30)	ETC Source4 50deg 575w		F/L	L103+R132	
4	(46)	ETC Source4 50deg 575w		B/L	L203+R132	
5	(25)	ETC Source4 50deg 575w		BOX F/L	L103+R132	
6	(31)	ETC Source4 50deg 575w		F/L	L103+R132	
7	(27)	ETC Source4 50deg 575w		BOX F/L	L103+R132	
8	(47)	ETC Source4 50deg 575w		B/L	L203+R132	
9	(32)	ETC Source4 36deg 575w		F/L	L103+R132	
11	(33)	ETC Source4 50deg 575w		F/L	L103+R132	



Instrument Schedule

TCL LW - 3272022.lw6

3/27/2022
1:11 PM
Page 6 of 10

LX P


U#	CH	INST TYPE &	ACCESS	PURPOSE	COLOR & GOBO	DM
1	(103)	ETC ColorSource Spot 50deg 160w		BOX S/L>	R132	
1	(46)	ETC Source4 50deg 575w		B/L	L203+R132	
2	(45)	ETC Source4 50deg 575w		BOX B/L	L203+R132	
3	(104)	ETC ColorSource Spot 50deg 160w		BOX S/L>	R132	
3	(47)	ETC Source4 50deg 575w		B/L	L203+R132	

LX 6

U#	CH	INST TYPE &	ACCESS	PURPOSE	COLOR & GOBO	DM
1	(121)	ETC ColorSource Spot 50deg 160w		S/L>	R132	

LX G

U#	CH	INST TYPE &	ACCESS	PURPOSE	COLOR & GOBO	DM
1	(21)	ETC Source4 36deg 575w		F/L	L206+R132	
2	(26)	ETC Source4 36deg 575w	18" SIDE ARM	BOX F/L	L103+R132	
3	(22)	ETC Source4 50deg 575w		F/L	L206+R132	
4	(23)	ETC Source4 36deg 575w		F/L	L206+R132	



Instrument Schedule

TCL LW - 3272022.lw6

3/27/2022
1:11 PM
Page 7 of 10

BOOM 1 SL

U#	CH	INST TYPE &	ACCESS	PURPOSE	COLOR & GOBO	DM
1	(201)	Alt 360Q 6x9 750w		SHELF SCRAPE	R132	
2	(163)	ETC ColorSource PAR Wide Round 90w		SHELF SCRAPE	R132	
3	(151)	ETC ColorSource Spot 50deg 160w		SHELF SCRAPE	R132	

BOOM 1 SR

U#	CH	INST TYPE &	ACCESS	PURPOSE	COLOR & GOBO	DM
1	(202)	Alt 360Q 6x9 750w		SHELF SCRAPE	R132	
2	(164)	ETC ColorSource PAR Wide Round 90w		SHELF SCRAPE	R132	
3	(152)	ETC ColorSource Spot 50deg 160w		SHELF SCRAPE	R132	

LX E

U#	CH	INST TYPE &	ACCESS	PURPOSE	COLOR & GOBO	DM
1	(301)	Alt 360Q 6x9 750w	18" SIDE ARM	SET DS	L027+R132	

LX Q


U#	CH	INST TYPE &	ACCESS	PURPOSE	COLOR & GOBO	DM
2	(444)	ETC ColorSource PAR Round 90w		CURTAIN WARMERS US	R132	

BOOM 2 SR

U#	CH	INST TYPE &	ACCESS	PURPOSE	COLOR & GOBO	DM
3	(214)	Alt 360Q 6x9 750w		ALLY WAY LIGHT	R132	

BOOM 2 SL

U#	CH	INST TYPE &	ACCESS	PURPOSE	COLOR & GOBO	DM
3	(213)	Alt 360Q 6x9 750w		ALLY WAY LIGHT	R132	



Instrument Schedule

TCL LW - 3272022.lw6

3/27/2022
1:11 PM
Page 8 of 10

LX 4

U#	CH	INST TYPE &	ACCESS	PURPOSE	COLOR & GOBO	DM
5	(43)	ETC Source4 50deg 575w		B/L	L203+R132	
6	(65)	ETC Source4 PAR WFL 575w		DOWN	L201	

LX 3

U#	CH	INST TYPE &	ACCESS	PURPOSE	COLOR & GOBO	DM
2	(64)	ETC Source4 PAR WFL 575w		DOWN	L201	
3	(41)	ETC Source4 50deg 575w		B/L	L203+R132	

LX O


U#	CH	INST TYPE &	ACCESS	PURPOSE	COLOR & GOBO	DM
1	(49)	ETC Source4 50deg 575w		B/L	L203+R132	
2	(50)	ETC Source4 50deg 575w		B/L	L203+R132	

LX 1

U#	CH	INST TYPE &	ACCESS	PURPOSE	COLOR & GOBO	DM
1	(122)	ETC ColorSource Spot 50deg 160w		S/L <	R132	

SR BALCONY

U#	CH	INST TYPE &	ACCESS	PURPOSE	COLOR & GOBO	DM
1	(301)	Alt 360Q 6x9 750w	Top Hat	SET TOP SR	L027+R132	




Instrument Schedule

TCL LW - 3272022.lw6

3/27/2022
1:11 PM
Page 9 of 10

LX A

U#	CH	INST TYPE &	ACCESS	PURPOSE	COLOR & GOBO	DM
1	(400)	ETC Source4 36deg 575w			L203+R132	
1	(400)	Rosco I-Cue				



Instrument Schedule

TCL LW - 3272022.lw6

3/27/2022
1:11 PM
Page 10 of 10

Items WITHOUT Position

U#	CH	INST TYPE &	ACCESS	PURPOSE	COLOR & GOBO	DM
	(422)	RGBW LED Tape		CEILING		
	(421)	RGBW LED Tape		BOX		
	(502)	6" LED RGBW Tape		VASES	R115	
	(501)	6" LED RGBW Tape		VASES	R115	
	(504)	6" LED RGBW Tape		VASES	R115	
	(507)	6" LED RGBW Tape		VASES	R115	
	(505)	6" LED RGBW Tape		VASES	R115	
1	(301)	Alt 360Q 6x9 750w	Top Hat	SET TOP SL	L027+R132	